










	PART NO.	DESCRIPTION	PRICE
PUSH BUTTON STATIONS			
	G701	P9EPE01 1-HOLE GE ENCLOSURE	R 155.00
	G701/Y	P9EPEG1 1-HOLE GE ENCLOSURE YELLOW	R 155.00
	G702	P9EPE02 2-HOLE GE ENCLOSURE	R 183.00
	G703	P9EPE03 3-HOLE GE ENCLOSURE	R 212.00
	G704	P9EPE04 4-HOLE ENCLOSURE	R 258.00
	G705	MCE 5-HOLE ENCLOSURE	R 182.00
FUSE HOLDERS & FUSES			
	G800	10X38MM SINGLE POLE FUSE HOLDER	R 54.00
	G802	10X38MM DOUBLE POLE FUSE HOLDER	R 94.00
	G803	10X38MM TRIPLE POLE FUSE HOLDER	R 75.00
	G848	NEUTRAL LINK 10 X 38 32A 400	R 4.00
	G849	10X38 FUSE 2A	R 11.00
	G850	10X38 FUSE 4A GL	R 11.00
	G851	10X38 FUSE 6A GL	R 11.00
	G852	10X38 FUSE 10A	R 13.00
	G853	10X38 FUSE 20A	R 11.00